

Operational Resilience

Understanding the Impact of Supply Chain
Visibility for Full Resilience

Presented by

Christophe Philippart

VP Sales EMEA



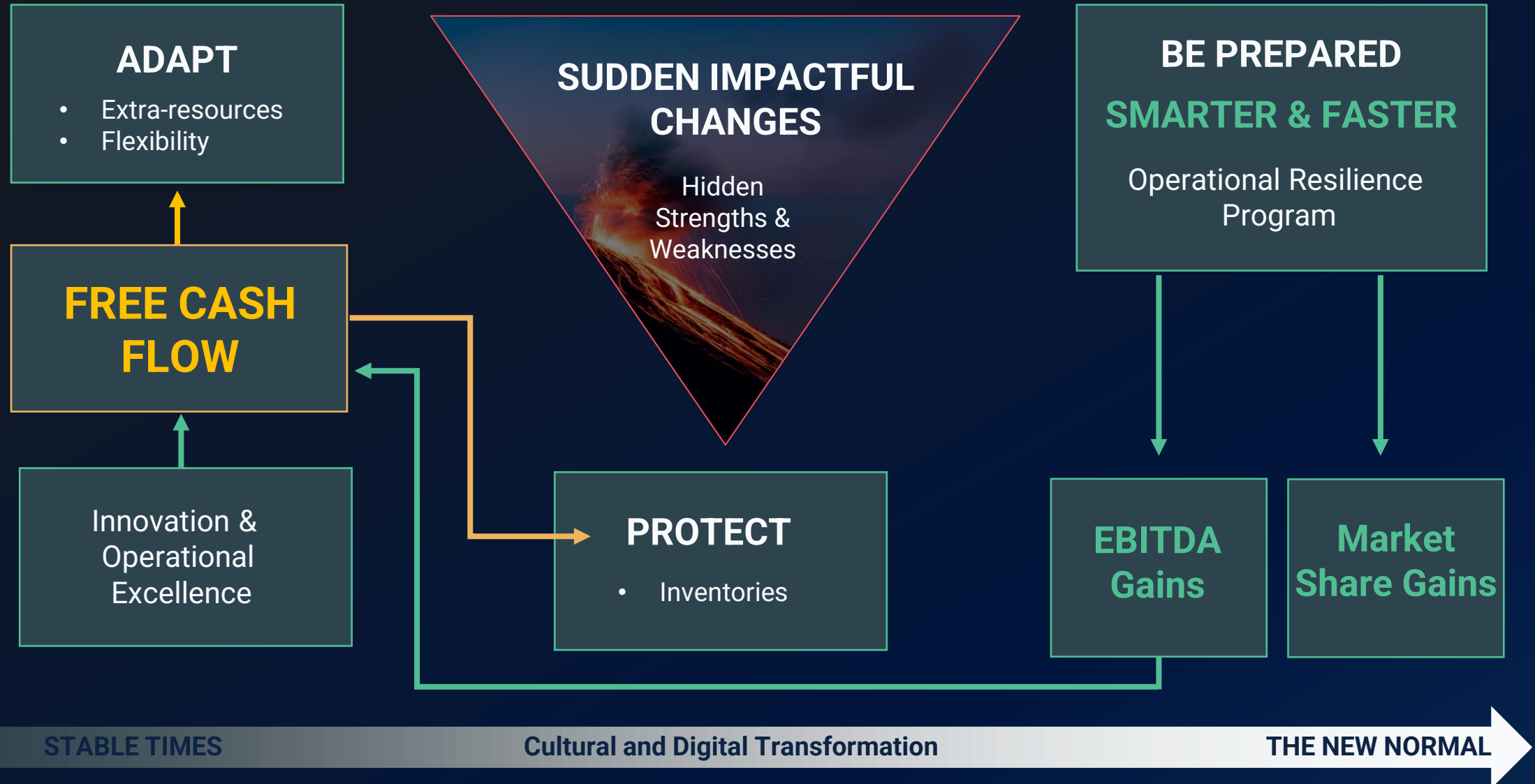
MODERN SUPPLY CHAIN DEALS WITH OVER

250 DISRUPTIVE EVENTS WEEKLY



ON A GLOBAL LEVEL


How to Make Operations More Resilient



How to Drive Cultural and Digital Transformation

DEDICATED PROGRAM
with a CoE

GOVERNANCE
Operational Resilience Executive Sponsors



PROCESS



PEOPLE
Trusted
Third-Party



**DATA &
TECH**

TRANSFORMATION ENABLERS

IT ALL BEGINS
WITH DATA

MAPPING SUB-TIER VISIBILITY

Tier 1

Visibility 75% 

Risk 5-20% 

Tier 2

Visibility 20% 

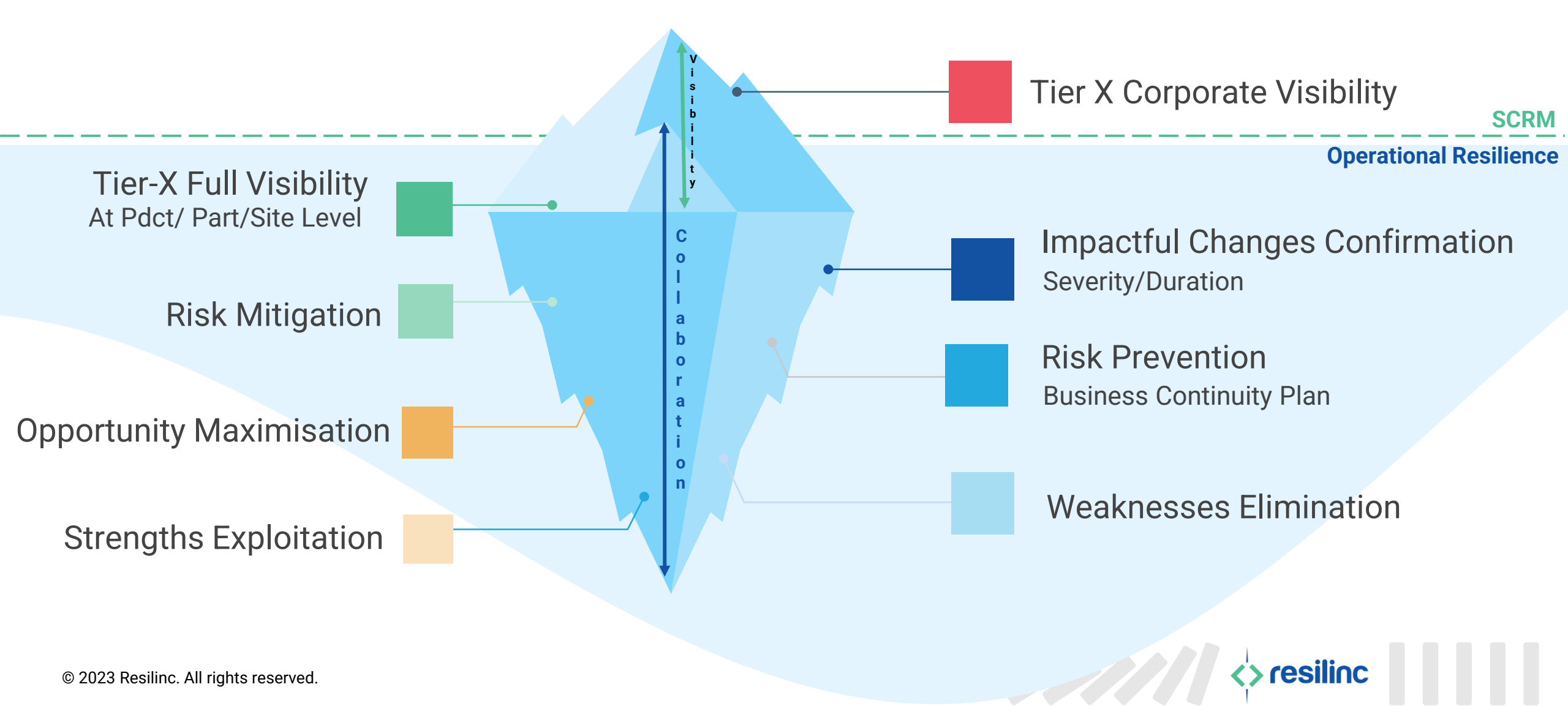
Risk 20-50% 

Tier 3

Visibility 5% 

Risk 50-90% 

Where Operational Resilience Value Stands



USE CASES

AI Mapping Can Help Address Several Use Cases

With Autonomous AI mapping, Rapidly gain visibility into your “most likely” supply chain network by leveraging over a decade of supplier intelligence harnessed from public domain sources and cleansed by Resilinc's advanced analytic techniques.

Resilinc has been building and perfecting our supplier illumination dataset for over a decade. Access years of data compiled from websites, press releases, bill of lading data, and public domain data sources.

Blind Spots

- Limited visibility and blind spots
- Lack understanding of suppliers' suppliers and global sub-contractors

Uncooperative Suppliers

- Some suppliers are reluctant to provide supply chain mapping
- Some suppliers refuse to provide sub-tier mapping
- Suppliers are too protective of information that is already public

Small Suppliers

- Initiating SCV is not necessary, due to many small suppliers
- Prefer rapid visibility even if it's not highly actionable and validated

UFLPA, LkSG, French Vigilance, etc.

- Need to identify suppliers/locations that may be affected by geopolitical conflicts

RESILINC'S APPROACH

Multi-Tier Supply Chain Mapping

PREDICT, PROTECT, RECOVER

Playbooks, Workflows, Collaboration

Predict Supplier Delivery Performance & Delays

Predict Price Increase/Decrease

Predict Lead Time Increase

SCREEN, DESIGN, MITIGATE

Select the right suppliers, design the right network, mitigate the crippling problems

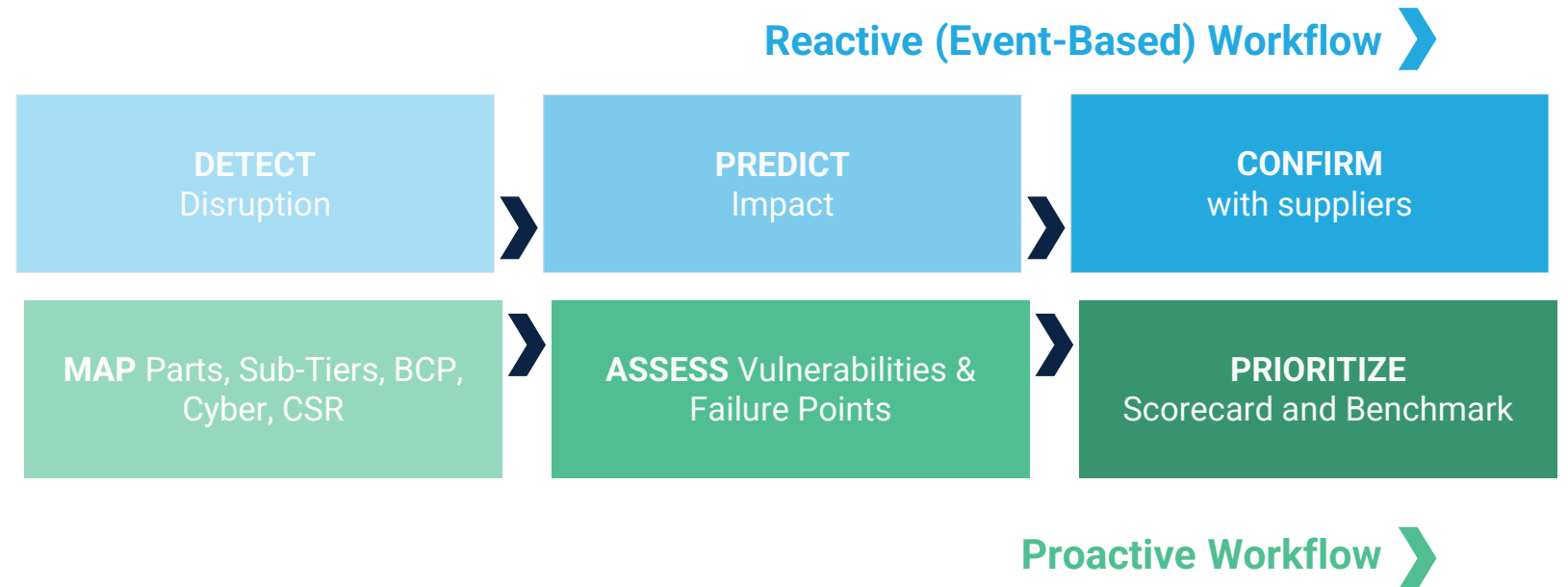
Supplier Screening

Commodity Risk Reports

Design risk-optimized supply chains

"AI Mapping" and "Validated Assessment-Based Mapping"

- A hybrid approach is best
- Each method has its strengths, weaknesses, and, therefore, situational uses
- Approach can be employed together/separately in an appropriate sequence



Enabling a Supply Resilience Program in Automotive

Why was there a problem?

- **Revenue losses**
- **Too many** components' **inventories**, not at the right location
- Improper **allocation** of resources
- Increase in supply chain **agility cost** got out of control



How did we fix it?

- Mapping 70% of critical suppliers for critical components **at the site and part level** up to rank 5 in 6 months
- **Resilience score** for every supplier
- **Real-time supplier alerts** for all impactful changes
- Risk impact validation on a **collaborative platform** with access for all suppliers
- Immediate launch of **BCP** for detected weaknesses and activation of **mitigation plans for revenue-impactful sudden changes**
- **Creation of a CoE** aligning organization, process, data & technology

What was the ROI?

- Time to Act reduced from **6 weeks** to **6 hours** in front of a sudden impactful change
- Zero production lines shutdown vs **80 production lines shutdown for 3 weeks** when facing a similar change
- Improvements of **all major KPI** after 6 months

Q&A